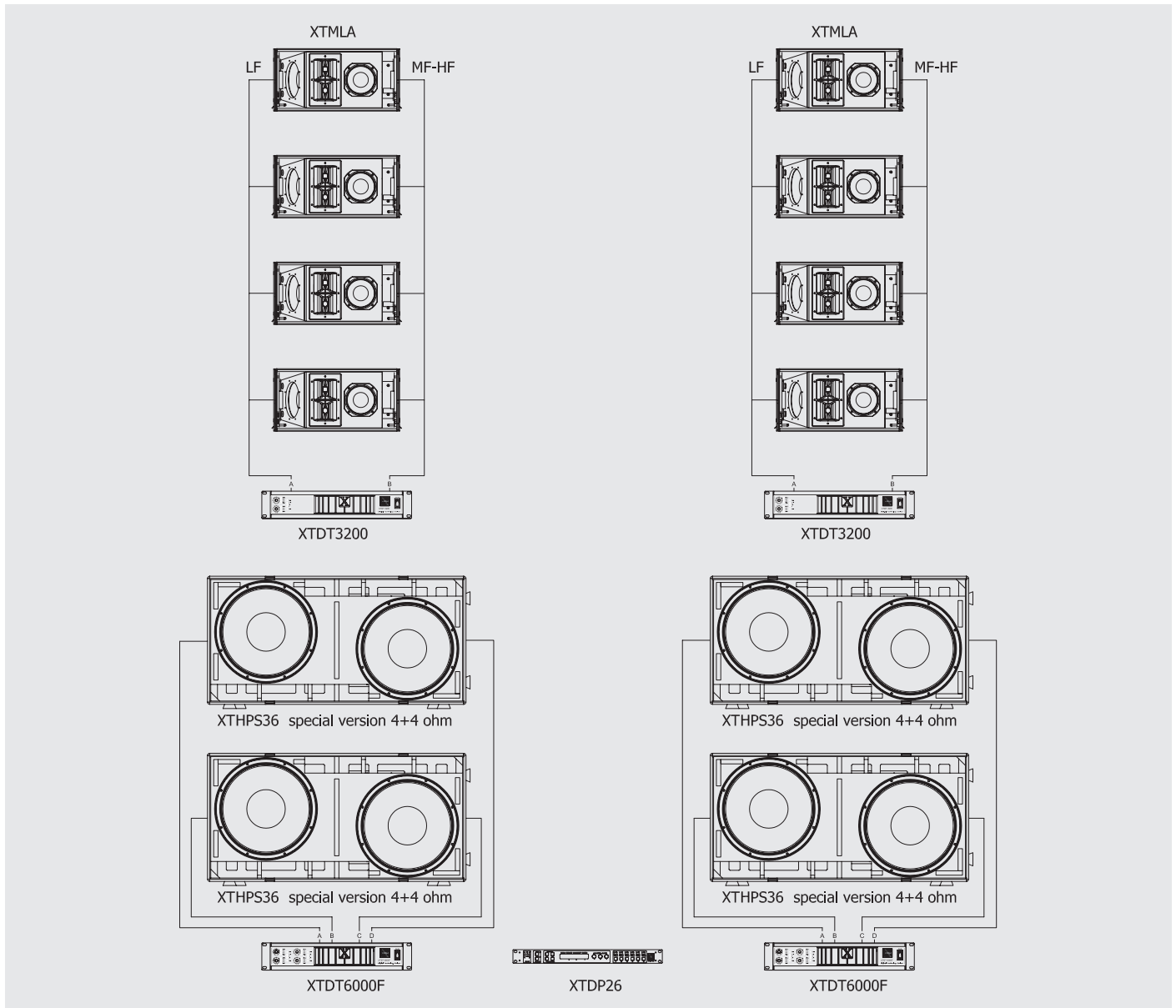


MINI LINE ARRAY

Type gamma

passive solution with "Big punch" powered by switching technology



UNITS

8	XTMLA	Mini Line Array module - Power handling RMS: 500 W - Impedance (bi-amp) 16+16 Ohm - Max SPL: 133 dB
4	XTTHPS36	"Big Punch" Double Subwoofer - Power handling RMS: 2400 W - Impedance: 4+4 Ohm - Max SPL: 143 dB
2	XTDT3200	Stereo Switching Class D Amplifier with PFC (95-265 VAC) - Output Power RMS: 2x1600 W (@4 Ohm)
2	XTDT6000F	Stereo Switching Class D Amplifier with PFC (95-265 VAC) - Output Power RMS: 4x1500 W (@4 Ohm)
1	XTDP26	Digital Speaker Management System - Ways: 2 Input, 6 Output - Frequency response: 12÷20k Hz ±0,5 dB


X - T R E M E

System Configurations

APPLICATIONS

- Medium/small scale concert & touring;
- Central clusters, front fill, side fill, delay towers, etc...
- Medium/small open-air events, public squares, etc...
- Theme parks, circus shows;
- Theatre sound reinforcement;
- Houses of worship;
- Medium fixed installations;
- Medium/large live clubs, music pubs and others;
- Multi-purpose venues and congress/fairs centres;
- Corporate A/V events;
- Small to medium sized portable PA systems.

BRIEF DESCRIPTION

- Total Power Handling: **13'600 W RMS**
- Total Power Amplifiers: **18'400 W RMS** (@4 Ohm)
- Horizontal coverage angle: 2 x 120°
- Reachable distance: 50-60 m
- Max potential audience*: 

*For this type of configuration one symbol (♀) represents an audience of 1'000 people.

CONNECTORS


The XTMLA cabinets are fitted with a pair of Neutrik Speakon NL8 connectors. All eight pins of both connectors are wired in parallel. The XTMLA uses the pin assignments 2+/2- for woofer, 3+/3- for mid-hi section in bi-amp (this configuration) and 4+/4- for high

section in tri-amp. The XTHPS36 uses a pair of NL4 Neutrik Speakon. Pins 1+/1- are assigned to XTHPS36 woofer 1 and 2+/2- to woofer 2. The double Speakon connector permits to connect in parallel a further loudspeaker system of the same type.

Type	Pins	1+	1-	2+	2-	3+	3-	4+	4-
NL8				LF+ (XTMLA)	LF- (XTMLA)	Mid/Hi+ (XTMLA bi-amp)	Mid/Hi- (XTMLA bi-amp)	High+ (XTMLA tri-amp)	High- (XTMLA tri-amp)
NL4		Woofer 1+ (XTHPS36)	Woofer 1- (XTHPS36)	Woofer 2+ (XTHPS36)	Woofer 2- (XTHPS36)				

 = Utilized loudspeaker systems-power amplifiers connections.

PROCESSOR PROGRAMS

DSP UNIT	SOUND FILE	OUTPUT OPTIONS	FUNCTION
XTDP26	4_XTMLA_BiAmp_Stereo.dfa	Near/Far*	Array made of 4 bi-amplified elements without subwoofer
	4_XTMLA_BiAmp+XTHPS36_Stereo.dfa	---	Array made of 4 bi-amplified elements with "Big punch" subwoofer

(*) The "Far" output has a boost in the ultra- high frequency zone; to be used for a set of upper modules which are positioned in the top part of the array (suspended or stacked), depending on installation geometry and environmental conditions (architecture, humidity), to throw the very high frequencies far enough, despite air absorption.

ACCESSORIES

STD-MLA	Flying bar for Mini Line Array
XT-ANGLE	Electro-mechanical device for setting the pitch of the line array systems (flying bar not included)
XT-ANGLERC	Remote controller for XT-ANGLE with bright display (cable included, 10 m in length)
XT-D8P	Connection panel specially designed for line arrays
XT-PSB32/8	Patch board 32A - 2 XLR IN, 2 XLR OUT - 4 Speakon OUT NL8MPPR - 3 rack units
XT-NETINT	Network Interface for XT-NET connection (PC adapter: from USB or RS232 to standard RJ45)
XT-NETPS	Power unit for supplying up to 2 XT-NETINT (if a RS232 is used)
XTHPS36-SK	Wheelboard for XTHPS36 double subwoofer

X - T R E M E