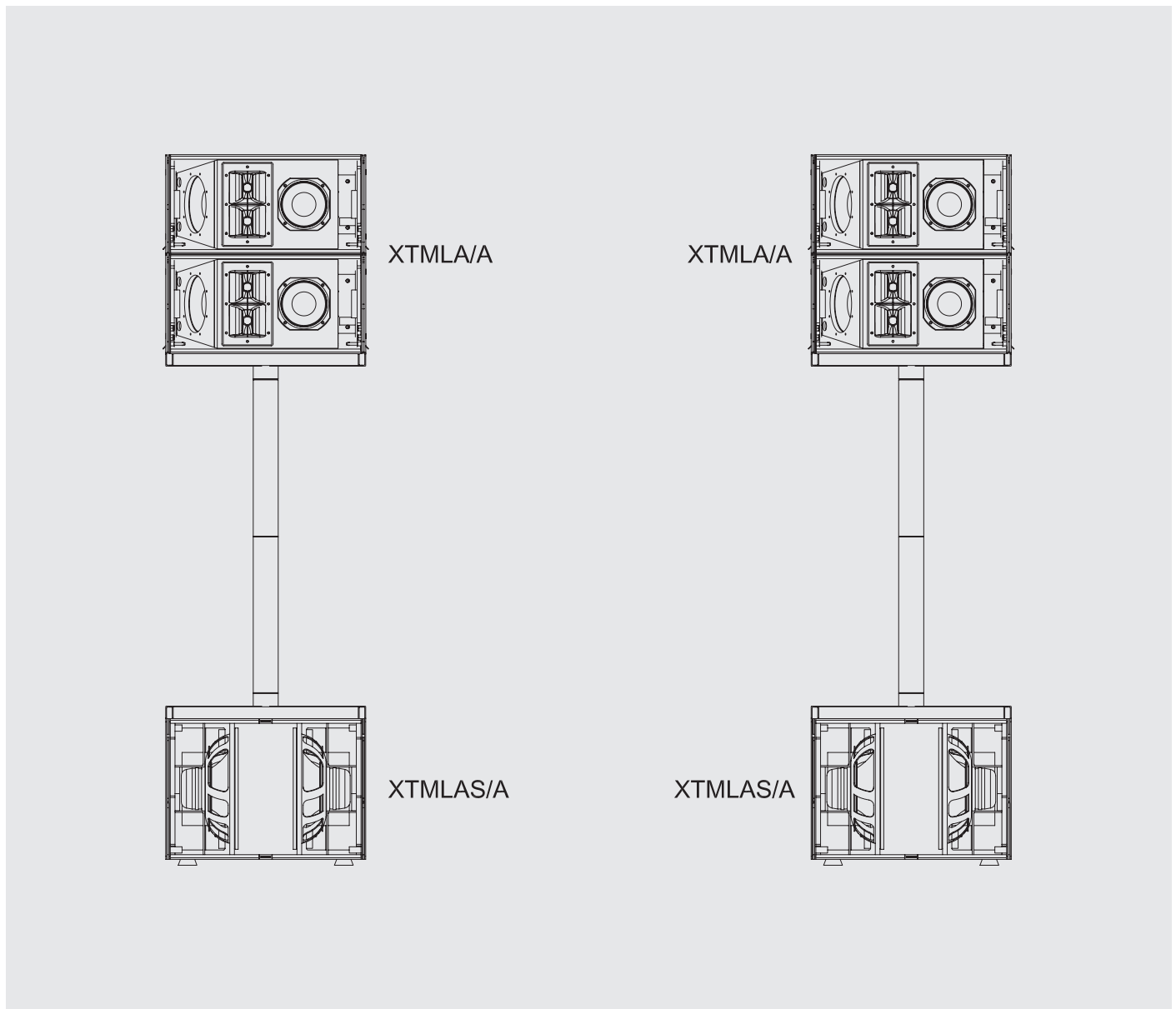


# MINI LINE ARRAY

## Portable configuration

DSP active solution



### UNITS

4	<b>XTMLA/A</b>	Active bi-amplified Mini Line Array module - Amplifier power: 800+800 W RMS - Digital DSP on board (2 preset)
2	<b>XTMLAS/A</b>	Active arrayable double subwoofer - Amplifier power: 2500 W RMS - Digital DSP on board (2 preset)


*X - T R E M E*

# System Configurations

## APPLICATIONS

- Medium/small live clubs, music pubs and others;
- Multi-purpose venues and congress/fairs centres;
- Corporate A/V events;
- Small to medium sized portable PA systems  
(bands, musicians, single-duo performers and entertainers).

## BRIEF DESCRIPTION

- Total Power Amplifiers: **11'400 W RMS** (@4 Ohm)
- Horizontal coverage angle: 2 x 120°
- Reachable distance: 25-30 m
- Max Potential audience\*: 

\*For this type of configuration one symbol (♠) represents an audience of 1'000 people.

## CONNECTORS

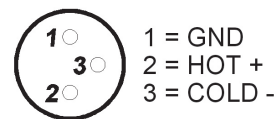
The input signal for XTMLA/A and XTMLAS/A uses a female XLR Bal connector. Pin 2 for Hot (+), pin 3 for Cold (-) and pin 1 for ground (GND). Two internal presets are selectable through a switch positioned in the rear side of the speakers. Moreover, thanks to the powerful DSP on board, it is possible to generate a cascade network



of N loudspeaker systems (XT-NET) via UTP CAT5 cable with RJ45 connectors – this allows the user to edit the audio parameters of the speakers and hence to read the history of amplifiers' status from one external PC. A second XLR male connector permits to link the signal to other additional loudspeaker systems.

Type	Pins	1	2	3
XLR		Ground GND	Positive (+)	Negative (-)

## XLR BAL INPUT/OUTPUT



## PRESETS

DSP UNIT	SOUND FILE	HARDWARE SWITCH OPTIONS	FUNCTION
XTMLA/A	4_XTMLA_A_NoSub.dfa	A (Near) / B (Far)*	Array made of 4 active elements without subwoofer
	4_XTMLA_A_Sub.dfa	A (Near) / B (Far)*	Array made of 4 active elements with subwoofer
XTMLAS/A	XTMLAS_A.dfa	A (Polarity: normal) / B (Polarity: inverted)**	Subwoofer mode

(\*) Selectable via hardware on the loudspeaker system's rear panel. The "Far" option (switch position: B) has a boost in the ultra-high frequency zone; to be used for a set of upper modules which are positioned in the top part of the array (suspended or stacked), depending on installation geometry and environmental conditions (architecture, humidity), to throw the very high frequencies far enough, despite air absorption. The same purpose can be accomplished with a manual boost in the 10 kHz zone.

(\*\*) To use only with other upper modules - apart from XTMLA - in case they have inverted polarity response.

## ACCESSORIES

<b>XT-NETINT</b>	Network Interface for XT-NET connection (PC adapter: from USB or RS232 to standard RJ45)
<b>XT-NETPS</b>	Power unit for supplying up to 2 XT-NETINT (if a RS232 is used)
<b>XTMLA-PORT</b>	Stand holder for Mini Line Array "portable" configuration
<b>XTMLAS-SK</b>	Wheelboard for XTMLAS and XTMLAS/A double subwoofer

X - T R E M E